

Traumatic Hemorrhage is Survivable

Hemorrhage Stops Here!™

The **AAJT-S** Transforms Pelvic and Junctional Hemorrhage from Fatal to Survivable.




ABDOMINAL AORTIC & JUNCTIONAL TOURNIQUET

Indications For Use



AXILLA

The AAJT-S compresses the subclavian artery to shut off the blood supply like a faucet.




ABDOMEN

The AAJT-S compresses the abdominal aorta when applied at the mid-abdomen to control bleeding in the pelvis, groin and legs.



INGUINAL

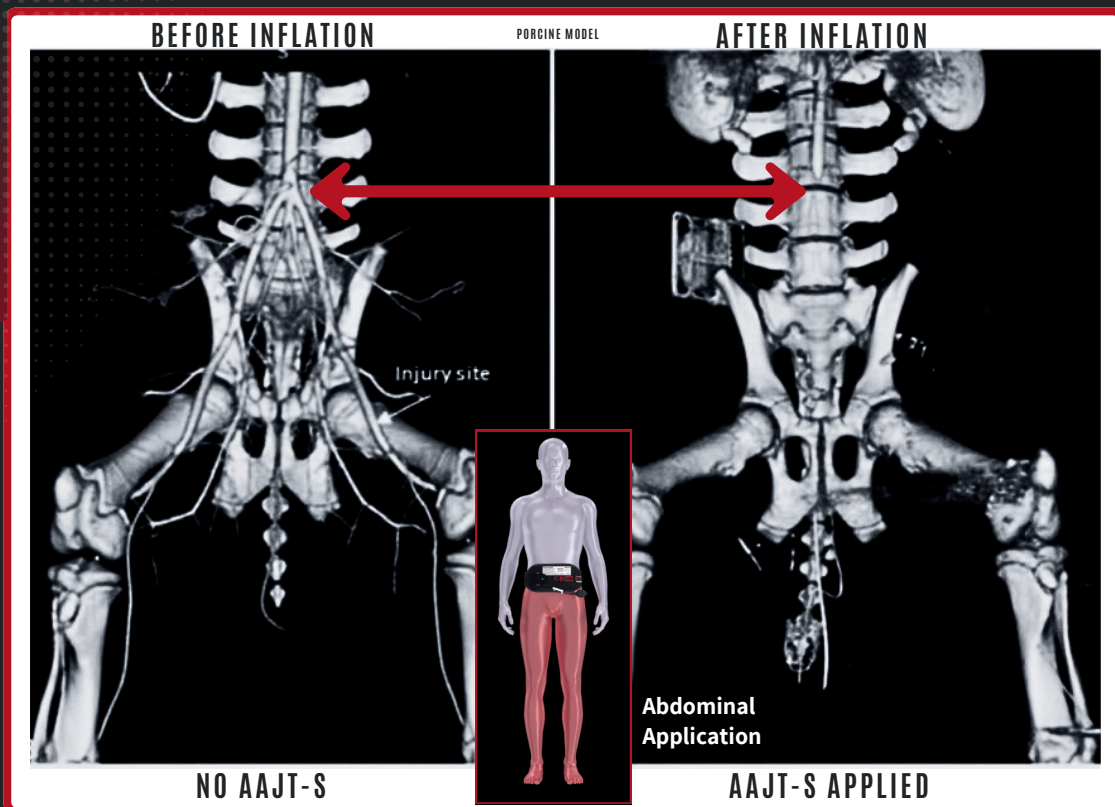
The AAJT-S can be positioned to stop bleeding for left or right lower leg hemorrhages.



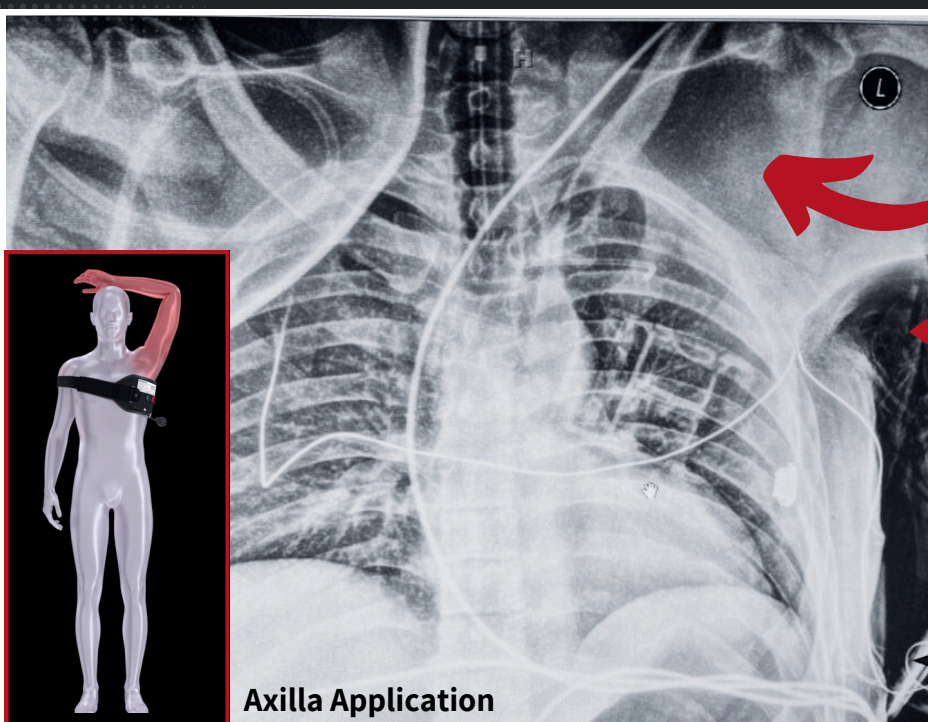
PELVIC FRACTURES

The AAJT-S is cleared to stabilize the pelvis and can reduce the size of the pelvic cavity that the patient can bleed into.

To control bleeding in the pelvis, inguinal area, axilla, and for pelvic fracture stabilization.



CT IMAGES OF BLOODFLOW IN LOWER EXTREMITIES



NSN# 6515-01-695-4457
CW PART# AAJTS 001
CW DEMO PART# AAJTS DEMO